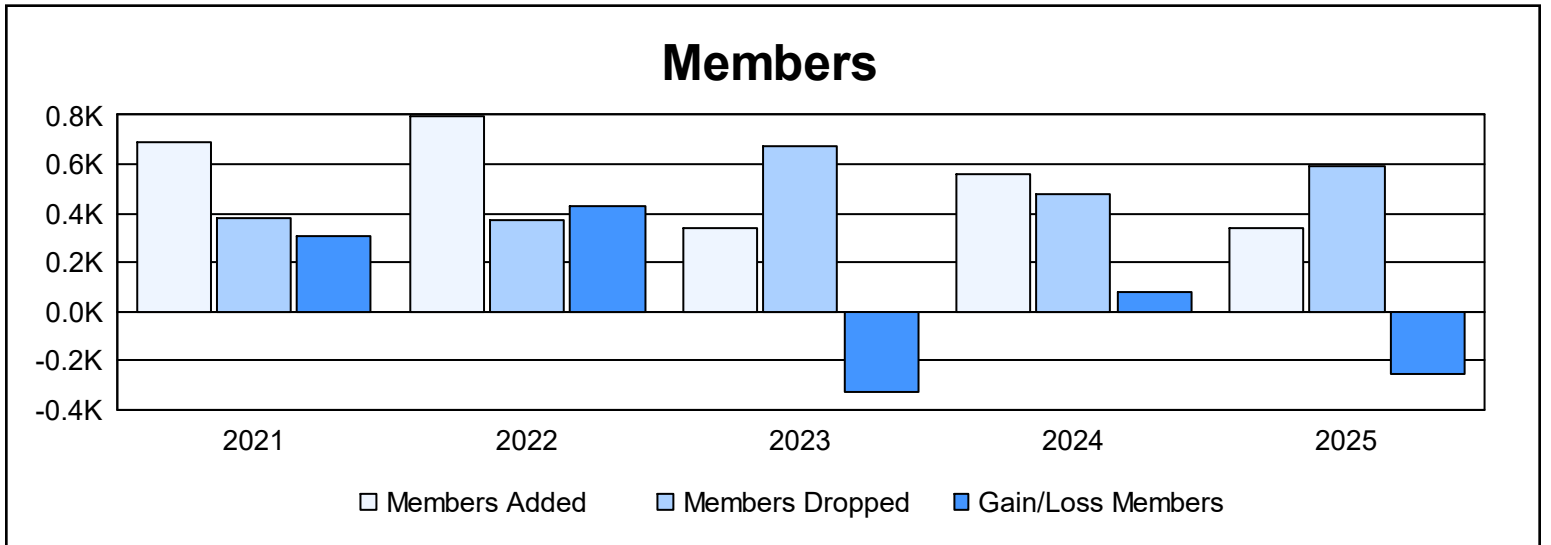
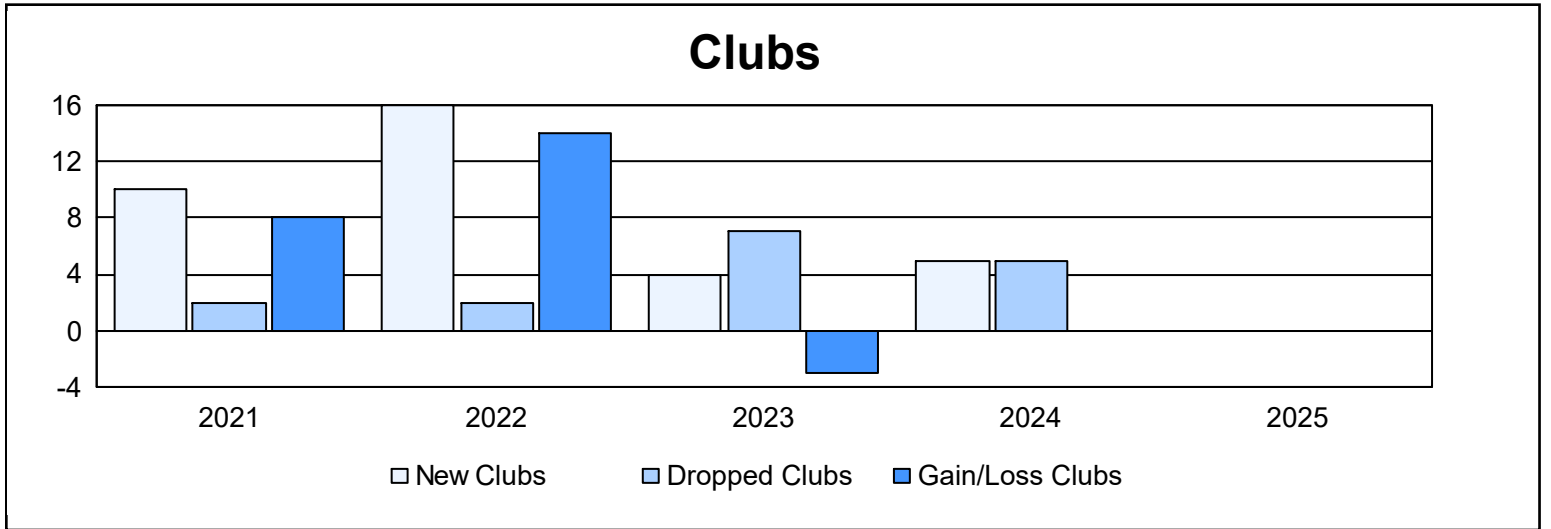
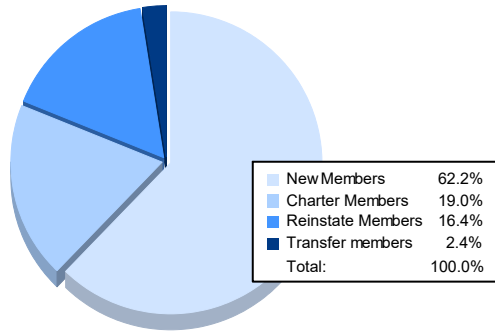


Year	New Clubs	Dropped Clubs	Gain/ Loss Clubs	New Members	Charter Members	Reinstate Members	Transfer Members	Total Member Added	Total Members Dropped	Gain/ Loss Members
2020-2021	10	2	8	364	297	23	2	686	378	308
2021-2022	16	2	14	332	421	42	4	799	371	428
2022-2023	4	7	-3	134	190	14	4	342	674	-332
2023-2024	5	5	0	352	161	36	7	556	479	77
2024-2025				209	64	55	8	336	590	-254
<b>Average</b>	<b>9</b>	<b>4</b>	<b>5</b>	<b>278</b>	<b>227</b>	<b>34</b>	<b>5</b>	<b>544</b>	<b>498</b>	<b>45</b>



### Membership Composition June 2025 Cumulative



### Gender Composition June 2025 Cumulative

